




2013
Eco-lution

High Performance Air-Conditioning



SR series

Residential Air Conditioners

50Hz
13R01E

INVERTER HEAT PUMP MODEL

Standard Series

SRK-ZMP

Wall Mounted type



NEW

SRK25ZMP-S, SRK35ZMP-S
SRK45ZMP-S



Standard equipment

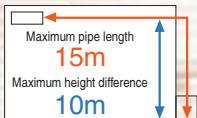


SRK25ZMP-S
SRC35ZMP-S

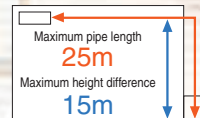


SRK45ZMP-S

Refrigerant pipe length



SRK25ZMP-S
SRK35ZMP-S



SRK45ZMP-S

FUNCTION



Comfortable Functions



Comfortable Air Flow Functions



Convenient & Economy Functions



Maintenance & Prevention Functions



Others



SPECIFICATIONS

Indoor unit			SRK25ZMP-S	SRK35ZMP-S	SRK45ZMP-S	
Outdoor unit						
Power source			1 Phase, 220 - 240V, 50Hz			
Nominal cooling capacity (Min~Max)		kW	2.5(0.9~2.8)	3.2(0.9~3.5)	4.5(0.9~4.8)	
Nominal heating capacity (Min~Max)		kW	2.8(0.8~3.9)	3.6(0.9~4.3)	5.0(0.8~5.8)	
Power consumption		Cooling/Heating	kW	0.78 / 0.755	0.995 / 0.995	1.495 / 1.385
EER/COP		Cooling/Heating		3.21/3.71	3.22 / 3.62	3.01 / 3.61
Inrush current		220/230/240 V	A	3.9 / 3.8 / 3.6	4.9 / 4.7 / 4.5	7.0 / 6.7 / 6.4
Max. running current				9	9	14
* Sound power level	Indoor	Cooling/Heating	dB(A)	59 / 58	60 / 58	60 / 64
	Outdoor	Cooling/Heating		60 / 59	60 / 60	65 / 65
* Sound pressure level	Indoor	Cooling (Hi/Me/Lo)		45 / 34 / 23	47 / 36 / 23	46 / 40 / 25
		Heating (Hi/Me/Lo)		43 / 34 / 26	44 / 36 / 28	48 / 43 / 32
	Outdoor	Cooling/Heating		47 / 45	49 / 48	52 / 53
		Cooling (Hi/Me/Lo)		10.1 / 7.3 / 4.2	9.5 / 6.8 / 4.2	9.0 / 7.2 / 3.8
Air flow	Indoor	Heating (Hi/Me/Lo)	9.5 / 7.3 / 5.2	9.6 / 7.4 / 5.5	12.0 / 9.2 / 6.2	
		Outdoor	Cooling/Heating	26.0 / 19.7	25.4 / 20.5	35.5 / 33.5
	Exterior dimensions	Indoor / Outdoor	HeightxWidthxDepth	262 x 769 x 210		
Net weight	Indoor / Outdoor	kg	6.9 / 25	7.2 / 27	7.6 / 40	
Ref.piping size	Liquid/Gas	ø mm	6.35(1/4") / 9.52(3/8")			
Refrigerant line (one way) length		m	Max. 15			
Vertical height differences		Outdoor is higher/lower	Max. 10 / Max. 10			
Outdoor operating temperature range		Cooling	-15~46			
		Heating	-15~21			
Clean filter			-			

The data are measured under the following conditions(ISO-T1). Cooling: Indoor temp. of 27°CDB, 19°CWB, and outdoor temp. of 35°CDB. Heating: Indoor temp. of 20°CDB, and outdoor temp. of 7°CDB, 6°CWB.

* Indicates the value in an anechoic chamber. During operation these values are somewhat higher due to ambient conditions.